

200 Watt POLY-CRYSTALLINE SOLAR PANEL

Features

- High conversion efficiency based on leading innovative photovoltaic technologies
- High reliability with guaranteed $\pm 3\%$ power output tolerance, ensuring return on investment
- Withstands high wind-pressure and snow load (passed IEC 5400Pa mechanical loading test), and extreme temperature variations


Quality and Safety

- 25-year power output warranty *
- Rigorous quality control meeting the highest international standards
- ISO 9001:2000 (Quality Management System) and ISO 14001:2004 (Environmental Management System) certified factories manufacturing world class products
- IEC61215, IEC61730, conformity to CE

Recommended Applications

- On-grid utility systems
- On-grid commercial systems
- Off-grid ground mounted systems

* Refer to Suntech's warranty document for terms and conditions



Unique Suntech Back Surface Field (BSF) structure and anti-reflective coating increase cell conversion efficiency



Thermal isolation between the lamination and latest designed J-box improves panel performance stability. The new J-box also provides perfect interconnection between modules and inverters to ensure the fully utilization of module power output (option with MC4 connectors)



Suntech was named Frost and Sullivan's 2008 Solar Energy Development Company of the Year



Special design on drainage holes and rigid construction prevents frame from deforming or breaking due to freezing weather and other forces



Advanced cell texturing and passivation processes improve module low light irradiance performance and provide more field power output

Electrical Characteristics

Characteristics	STP210-18/Ud	STP200-18/Ud	STP190-18/Ud
Open - Circuit Voltage (Voc)	33.6V	33.4V	33.0V
Optimum Operating Voltage (Vmp)	26.4V	26.2V	26.0V
Short - Circuit Current (Isc)	8.33A	8.12A	7.89A
Optimum Operating Current (Imp)	7.95A	7.63A	7.31A
Maximum Power at STC (Pmax)	210Wp	200Wp	190Wp
Operating Temperature	-40°C to +85°C	-40°C to +85°C	-40°C to +85°C
Maximum System Voltage	1000V DC	1000V DC	1000V DC
Maximum Series Fuse Rating	20A	20A	20A
Power Tolerance	±3 %	±3 %	±3 %

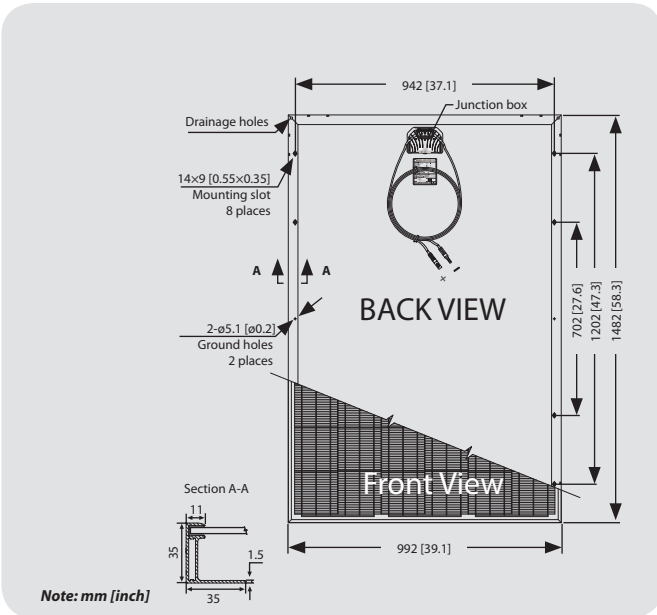
STC: Irradiance 1000W/m², Module temperature 25°C, AM=1.5

Mechanical Characteristics

Solar Cell	Poly-crystalline 156×156mm (6inch)
No. of Cells	54 (6×9)
Dimensions	1482×992×35mm (58.3×39.1×1.4inch)
Weight	16.8kg (37.0lbs.)
Front Glass	3.2 mm (0.13inch) tempered glass
Frame	Anodized aluminium alloy
Junction Box	IP67 rated
Output Cables	H+S RADOX® SMART cable 4.0mm ² (0.006inch ²), symmetrical lengths (-) 1000mm (39.4inch) and (+) 1000mm (39.4inch), RADOX® SOLAR integrated twist locking connectors or MC4 connectors

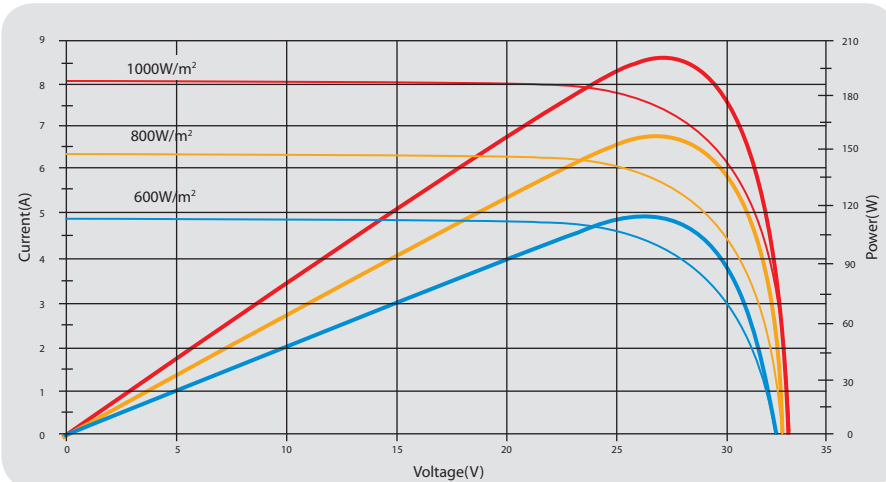
Temperature Coefficients

Nominal Operating Cell Temperature (NOCT)	45±2°C
Temperature Coefficient of Pmax	-0.47 %/°C
Temperature Coefficient of Voc	-0.34 %/°C
Temperature Coefficient of Isc	0.045 %/°C

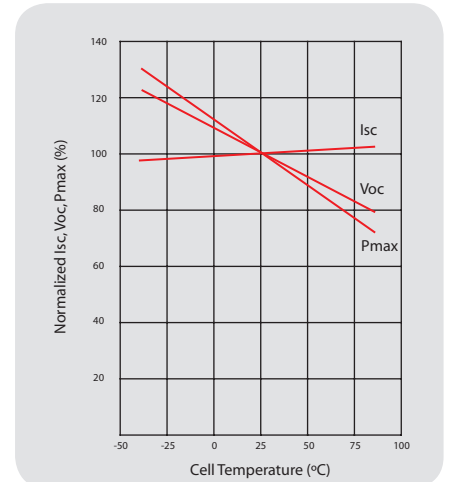


Note: mm [inch]

Current-Voltage & Power-Voltage Curve (200W)



Temperature Dependence of Isc, Voc, Pmax



Specifications are subjected to change without further notice